

OFFICE OF THE PRINCIPAL. GOVT. COLLEGE, SAMPLA



Affiliated to Mahrishi Dayanand University, Rohtak
Beri Road, Near Municipal Committee, Sampla-124501
Email:- gcsamplainformation@gmail.com



नोटिस

दिनांक:-15.04.2024

M.Com/M.A Hindi/M.A Geography (2nd और 4th Semester) व B.A / B.Com (2nd, 4th और 6th Semester) के विद्यार्थियों को सूचित किया जाता है कि वे महर्षि दयानन्द विश्वविद्यालय के स्टूडेंट प्रोर्टल <https://student.mdu.ac.in/index> पर लागिन करके **Booked Subject Detail** के आपशन में जाकर अपने विषय जांच लेवे । यदि किसी विद्यार्थी के विषय गलत दर्शये गए है तो इसकी लिखित सूचना दिनांक 17.04.2025 तक महाविद्यालय में स्वयम् व्यक्तिगत रूप से उपस्थित होकर श्री पवन कुमार लिपिक को देवे। और यदि कोई विद्यार्थी दिनांक 17.04.2025 के बाद विषय गलत होने बारे सूचना उपलब्ध करवाता है, उन विद्यार्थियों को अपने विषय महर्षि दयानन्द विश्वविद्यालय स्वयम् व्यक्तिगत रूप से उपस्थित होकर ठीक करवाने होंगे।

नोट :- लॉग-इन करने के लिए विद्यार्थी निम्न फॉर्मेट में अपनी डिटेल् डाले।

USER ID:- MDU STUDENT ID/MDU REGISTRATION NUMBER

PASSWORD:- DOB(DDMMYYYY)

प्राचार्य

Principal
GOVT. COLLEGE
SAMPLA (Rohtak)
Pawan

USER MANUAL (For Subject Check)

1. All students need to open website <https://student.mdu.ac.in>
2. Select Old Students (With MDU Registration No.)

The screenshot shows the MDU Student Portal interface. At the top left is the MDU logo and name. A navigation bar contains links: MDU Home, Instructions, User Manuals, Re/Improvement Schedule, Contact Us, Instructions For Additional Subject, and General Rules for Examination. A 'Download App: Android' button is in the top right. The main content area is titled 'Student Portal'. On the left, a 'Special Chance Notification' section contains a list of points, with a yellow arrow pointing from the first point to the 'Old Students' login option. Below this are links for 'Reappear/Improvement Schedule', 'User Manual', 'What is the difference between a new student and old student?', and 'Online Payment Terms & Conditions', with a blue arrow pointing from the 'User Manual' link to the login form. On the right, a 'Welcome Back' section has a 'Login As' dropdown menu with 'Old Students (With MDU Registration No.)' selected and circled. Below this is an 'Admin' link. The login form itself has fields for 'Registration No./Student Id/Samarth Form No' and 'Password', both circled. At the bottom of the form are 'Login' and 'Forgot Password' buttons. A red button at the bottom left says 'Create Your Account (Old Students with MDU Registration Number)'.

MAHARSHI DAYANAND UNIVERSITY

Download App: Android

MDU Home Instructions User Manuals Re/Improvement Schedule Contact Us Instructions For Additional Subject General Rules for Examination

Student Portal

▼ Special Chance Notification

- Special Chance portal for filling the online forms has been started.
 - Last Date is 5 July, 2024
 - Students are advised to read the special chance notification before filling the online form.
 - Students are advised to confirm their eligibility from respective result branches before filling the online form.
 - Fee paid is nonrefundable except in case of double payment (for same exam)/failed transaction.

▶ Reappear/Improvement Schedule

▶ User Manual

▶ What is the difference between a new student and old student ?

▶ Online Payment Terms & Conditions

Create Your Account (Old Students with MDU Registration Number)

Welcome Back

Login As

Old Students (With MDU Registration No.)

Admin

Registration No./Student Id/Samarth Form No

Password

Login

Forgot Password

3. Then Enter Your MDURegistration Number/ MDU Student ID.
4. Password will be your date of Birth e.g. if the Date of Birth is 29th May 2001 than the password will be 29052001

The image shows a login form with the following elements:

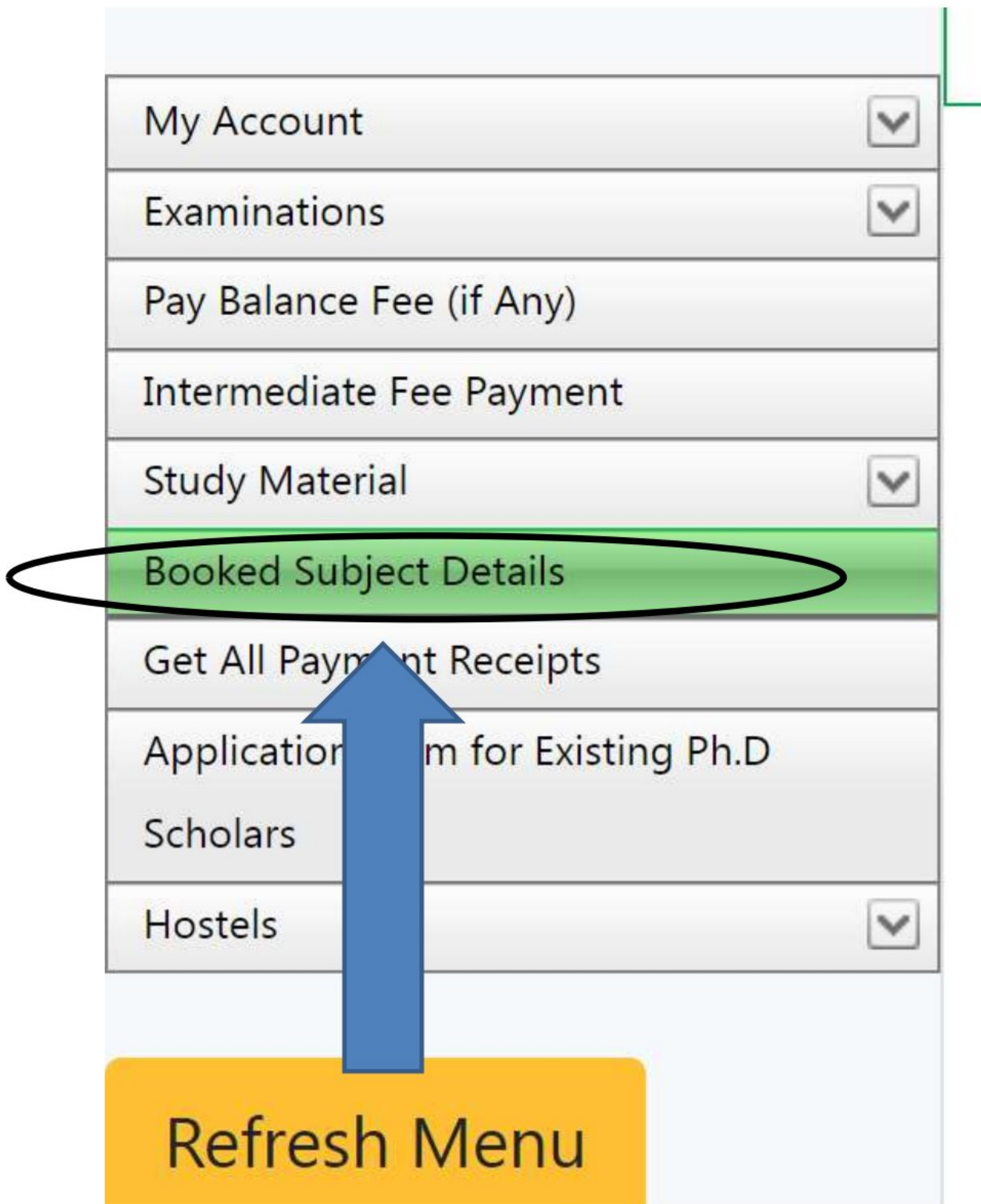
- Welcome Back**: A purple header text.
- Login As**: A section header with a yellow double-headed arrow pointing to the role selection options.
- Role Selection**: Two radio button options:
 - ☒ Old Students (With MDU Registration No.)
 - ☐ Admin
- Registration No./Student Id/Samarth Form No**: A text input field.
- Password**: A text input field with masked characters (*****).
- Login**: A purple button.
- Forgot Password**: A purple button.

5. And Click Login


After login please hit/click Refresh Menu as shown below also. You will see many options including





After Refreshing Menu you will be able to see option for Booked Subject Details as highlighted below also.






After Click on Booked Subject Detials Your Subject Shown as highlighted below also.



Student Portal



Good Afternoon, 

(Registration No: ) User Id:  5 & Name:  & Category: & Eligibility Status: You are Eligible

My Account
 Examinations
 Pay Balance Fee (if Any)
 Intermediate Fee Payment
 Study Material
 Booked Subject Details
 Get All Payment Receipts
 Application Form for Existing Ph.D
 Scholars
 Hostels



Booked Subject Details						
Course Name	Semester	Paper Name	Is Theory	Is Practical	Is Sessional	
B.A.(SEMESTER)(511)		3 ENGLISH-III (EN03):-AA	<input checked="" type="checkbox"/>	<input type="checkbox"/>	<input checked="" type="checkbox"/>	
B.A.(SEMESTER)(511)		3 HINDI-III [COMPULSORY] (HI03):-AA	<input checked="" type="checkbox"/>	<input type="checkbox"/>	<input checked="" type="checkbox"/>	
B.A.(SEMESTER)(511)		3 POLITICAL SCIENCE-III (PS03):-AA	<input checked="" type="checkbox"/>	<input type="checkbox"/>	<input checked="" type="checkbox"/>	
B.A.(SEMESTER)(511)		3 HISTORY-III (HR03):-AA	<input checked="" type="checkbox"/>	<input type="checkbox"/>	<input checked="" type="checkbox"/>	
B.A.(SEMESTER)(511)		2 ENGLISH (COMPL.) (EN02):-AA	<input checked="" type="checkbox"/>	<input type="checkbox"/>	<input checked="" type="checkbox"/>	
B.A.(SEMESTER)(511)		2 ENVIRONMENTAL STUDIES (EVN):-AA	<input type="checkbox"/>	<input checked="" type="checkbox"/>	<input type="checkbox"/>	
B.A.(SEMESTER)(511)		2 Computer awareness(computer):-AA	<input type="checkbox"/>	<input checked="" type="checkbox"/>	<input checked="" type="checkbox"/>	
B.A.(SEMESTER)(511)		2 HINDI (COMPL.) (HI02):-AA	<input checked="" type="checkbox"/>	<input type="checkbox"/>	<input checked="" type="checkbox"/>	
B.A.(SEMESTER)(511)		2 POLITICAL SCIENCE (PS02):-AA	<input checked="" type="checkbox"/>	<input type="checkbox"/>	<input checked="" type="checkbox"/>	
B.A.(SEMESTER)(511)		2 HISTORY (HR02):-AA	<input checked="" type="checkbox"/>	<input type="checkbox"/>	<input checked="" type="checkbox"/>	
B.A.(SEMESTER)(511)		1 ENGLISH (EN01):-AA	<input checked="" type="checkbox"/>	<input type="checkbox"/>	<input checked="" type="checkbox"/>	
B.A.(SEMESTER)(511)		1 HINDI COMP. (HI01):-AA	<input checked="" type="checkbox"/>	<input type="checkbox"/>	<input checked="" type="checkbox"/>	
B.A.(SEMESTER)(511)		1 POLITICAL SCIENCE (PS01):-AA	<input checked="" type="checkbox"/>	<input type="checkbox"/>	<input checked="" type="checkbox"/>	
B.A.(SEMESTER)(511)		1 HISTORY (HR01):-AA	<input checked="" type="checkbox"/>	<input type="checkbox"/>	<input checked="" type="checkbox"/>	

